

MOST IMMEDIATE

FAX MESSAGE

From : Foreign Islamabad
To : All Missions abroad (except Honorary Consulates)
No : OP-1/1/2024 (WMS)
Dated : 23 April, 2024

Common - 14

HOC from Assistant Director (OP)

Subject: Online Renewal Facility for Overseas Pakistanis Regarding Driving License

Enclosed please find herewith a self-explanatory letter No. 2232/ DLIMS dated 3rd April, 2024 from the office of Additional Inspector General of Traffic Police, Punjab, on the subject (Copy enclosed).

2. Traffic Punjab Police started online renewal of driving license facility to facilitate the Overseas Pakistanis. This can be availed from official website www.dlims.punjab.gov.pk and same facility is available at Punjab Police Pakistan App. The process for renewal of driving license is as under:-

- The applicant will;
 - a. Login at www.dlims.punjab.gov.pk or Punjab Police Pakistan App.
 - b. Register himself/herself
 - c. Go to License tab and then select Renewal option in regular license Menu.
 - d. Enter his license details and upload a picture (white background), existing License (front, back), CNIC (front, back).
 - e. Pay driving license fee through PSID (electronically).
 - f. Submit the application online.

3. For information and necessary action, please.

Encl: **As above**

Respectful Regards,

(Syeda Fatma H. Bukhari)
Assistant Director (OP)

Radio Office
PI issue.



OFFICE OF THE
ADDITIONAL INSPECTOR GENERAL OF POLICE
TRAFFIC POLICE PUNJAB

To **Mr. Muhammad Syrus Sajjad Qazi,**
Foreign Secretary,
Government of Pakistan,
Ministry of Foreign Affairs, Islamabad.

No. 2232 /DLIMS

Dated 03-04 /2024.

Subject: **ONLINE RENEWAL FACILITY FOR OVERSEAS PAKISTANIS REGARDING DRIVING LICENSE.**

Memo:

Please refer to the subject cited above.

2. Traffic Police Punjab has started the online renewal of driving license facility to facilitate the Overseas Pakistanis. This can be availed from official website www.dlms.punjab.gov.pk and same facility is available at Punjab Police Pakistan App. The process for renewal of driving license is as under:-

- The applicant will:
 - a. Login at www.dlms.punjab.gov.pk or Punjab Police Pakistan App.
 - b. Register himself/herself.
 - c. Go to License tab and then select Renewal option in regular license Menu.
 - d. Enter his license details and upload his picture (white background), existing License (front, back), CNIC (front, back).
 - e. Pay driving license fee through PSID (electronically).
 - f. Submit his application online.

3. In this regard, it is requested to inform all concerned High Commissions, Embassies/Consulates of Pakistan worldwide to cooperate with overseas Pakistani in connection with online renewal of their driving license and display such information at conspicuous points in respective High Commissions, Embassies/Consulates of Pakistan for dissemination of same among expatriates who have obtained their driving license from Punjab Province.

4. Stepwise process is enclosed as **(Annex-A)**.

**(SYED GHAZANFAR ALI SHAH) PSP
SSP/HQrs:**

for Addl: Deputy Inspector General of Police,
Head of Traffic Police, Punjab, Lahore.

CC:-

- i. Inspector General of Police, Punjab, Lahore (Attention: PSO)
- ii. Ministry of Interior, Islamabad, Consulate General of Pakistan, Vancouver U.O No.Admin2/2020 dated 04.03.2024.

The DLIMS home page features a navigation bar with links for 'How it works', 'About us', 'FAQ', 'e-License', 'Track Application', 'Verify License', and 'Login'. The main content area has the heading 'Empowering Safe Drivers' and a sub-heading 'The Punjab Government brings you the convenience of obtaining your learner driving license online'. An illustration shows a person using a mobile device next to a 'DLIMS System' interface with a 'License Application' button.

Click on Login 1

The login page is titled 'LOGIN' and asks the user to 'Please enter your information to proceed'. It includes input fields for 'Email' and 'Password', a 'Sign In' button, and a 'Do not have account? Create Account' link. A captcha is also present. A callout box points to the 'Sign In' button.

Register your self

The dashboard shows a 'License Application' section with a table of entries. The 'Renewal' option under 'Regular License' is circled. A callout box points to this option.

Sr.	CNIC/Passport	Application Type	Categori	Date	Action
1	3552675281526	New Learner	M/CAR/	12 Dec, 2023	

Click on License Tab then click on Renewal

The application form is titled 'License Application' and includes sections for 'Search Citizen Profile', 'Fee Detail', and 'Upload Documents'. A 'Submit' button is at the bottom. A callout box points to the form area.

Fill this Form then Submitt

The 'Fee Details' page lists various charges for a license application. A callout box points to the 'Fee Details' section.

Item	Amount
License Duration	For 1 Year
Is old License in Possession	Yes, in my possession
License Fee	Rs.1,850
Duplicate Fee	Rs.0
Courier Fee	Rs.480
Fine	Rs.0
Total Amount	Rs.2,330

Fee Details

LIMS How to Pay Verify License Track Application 33 tahirshahid@gmail.com

⚠️ Crop image properly and size should be only 500 kb maximum.

Steps

- 1 Citizen Profile
- 2 Fee Detail
- 3 Upload Documents

Upload your picture

Upload **Capture**

Upload License (Front / Back) image

Upload Front Side

Upload Back Side

Upload CNIC (Front / Back) image


Upload Front Side of your CNIC

Upload Back Side of your CNIC

⚠️ Please verify that the watermark is visible on the front and back side of the license application. If not, it will be rejected.

Submit

Click on Submit



- ✓ System will generate PSID for driving license fee payment (can be paid all banking channels)
- ✓ After payment your application will be submitted
- ✓ License Renewal Done.

MOST IMMEDIATE

FAX MESSAGE

From : Foreign Islamabad
To : All Missions abroad (except Honorary Consulates)
No : OP-1/1/2024 (WMS)
Dated : 23 April, 2024

HOC from Assistant Director (OP)

Subject: Online Renewal Facility for Overseas Pakistanis Regarding Driving License

Enclosed please find herewith a self-explanatory letter No. 2232/ DLIMS dated 3rd April, 2024 from the office of Additional Inspector General of Traffic Police, Punjab, on the subject (Copy enclosed).

2. Traffic Punjab Police started online renewal of driving license facility to facilitate the Overseas Pakistanis. This can be availed from official website www.dlms.punjab.gov.pk and same facility is available at Punjab Police Pakistan App. The process for renewal of driving license is as under:-

- The applicant will;
 - a. Login at www.dlms.punjab.gov.pk or Punjab Police Pakistan App.
 - b. Register himself/herself
 - c. Go to License tab and then select Renewal option in regular license Menu.
 - d. Enter his license details and upload a picture (white background), existing License (front, back), CNIC (front, back).
 - e. Pay driving license fee through PSID (electronically).
 - f. Submit the application online.

3. For information and necessary action, please.

Encl: **As above**

Respectful Regards,

(Syeda Fatma H. Bukhari)
Assistant Director (OP)

Radio Office
PI issue.



OFFICE OF THE
ADDITIONAL INSPECTOR GENERAL OF POLICE
TRAFFIC POLICE PUNJAB

To **Mr. Muhammad Syrus Sajjad Qazi,**
Foreign Secretary,
Government of Pakistan,
Ministry of Foreign Affairs, Islamabad.

No. 2232 /DLIMS

Dated 03-04 2024.

Subject: **ONLINE RENEWAL FACILITY FOR OVERSEAS PAKISTANIS REGARDING DRIVING LICENSE.**

Memo:

Please refer to the subject cited above.

2. Traffic Police Punjab has started the online renewal of driving license facility to facilitate the Overseas Pakistanis. This can be availed from official website www.dlims.punjab.gov.pk and same facility is available at Punjab Police Pakistan App. The process for renewal of driving license is as under:-

- The applicant will:
 - a. Login at www.dlims.punjab.gov.pk or Punjab Police Pakistan App.
 - b. Register himself/herself.
 - c. Go to License tab and then select Renewal option in regular license Menu.
 - d. Enter his license details and upload his picture (white background), existing License (front, back), CNIC (front, back).
 - e. Pay driving license fee through PSID (electronically).
 - f. Submit his application online.

3. In this regard, it is requested to inform all concerned High Commissions, Embassies/Consulates of Pakistan worldwide to cooperate with overseas Pakistani in connection with online renewal of their driving license and display such information at conspicuous points in respective High Commissions, Embassies/Consulates of Pakistan for dissemination of same among expatriates who have obtained their driving license from Punjab Province.

4. Stepwise process is enclosed as **(Annex-A)**.

**(SYED GHAZANFAR ALI SHAH) PSP
SSP/HQrs:**

for Addl: Deputy Inspector General of Police,
Head of Traffic Police, Punjab, Lahore.

CC:-

- i. Inspector General of Police, Punjab, Lahore (Attention: PSO)
- ii. Ministry of Interior, Islamabad, Consulate General of Pakistan, Vancouver U.O No.Admin2/2020 dated 04.03.2024.

The DLIMS website home page features a navigation bar with links for 'How it works', 'About us', 'FAQ', 'e License', 'Track Application', 'Verify License', and a 'Login' button. The main content area has a large heading 'Empowering Safe Drivers' and a sub-heading 'The Punjab Government brings you the convenience of obtaining your learner driving license online.' An illustration shows a person using a mobile device next to a 'DLIMS System' interface with a 'License Application' button.

Click on Login 1

The login page is titled 'LOGIN' and asks the user to 'Please enter your information to proceed'. It includes input fields for 'Email' and 'Password', a 'Sign In' button, and a 'Do not have account? Create Account' link. A captcha image with the text '3Z-XZ f a' is displayed. A 'Forgot Password?' link is also present.

Register your self

The dashboard shows a 'License Application' section with a table of entries. The 'Renewal' tab is highlighted. The table has columns for 'Sr.', 'CNIC/Passport', 'Application Type', 'Category', 'Date', and 'Action'.

Sr.	CNIC/Passport	Application Type	Category	Date	Action
1	3532626262526	New Learner	M/CAR	12 Dec, 2023	

Click on License Tab then click on Renewal

The application form is titled 'License Application' and includes a sidebar with steps: 'Search Citizen Profile', 'Fee Detail', and 'Upload Documents'. The main form area contains fields for 'Search by CNIC/Passport', 'Renewal Duration?' (set to 'For 1 Year'), and 'Is old license in possession?' (set to 'Yes, in my possession'). A 'Submit' button is at the bottom.

Fill this Form then Submitt

The 'Fee Details' page shows a table with columns for 'License Duration', 'Is old License in Possession', and 'Amount'. The total amount is Rs. 2,330.

License Duration	Is old License in Possession	Amount
For 1 Year	Yes, in my possession	Rs. 1,850
		Rs. 0
		Rs. 480
		Rs. 0
Total Amount		Rs. 2,330

Fee Details

LIMS How to Pay **Verify License** Track Application **My Account** tahirshahid@gmail.com

⚠️ Crop image properly and size should be only 500 kb maximum.

Step 1
Citizen Profile


Step 2
Fee Detail


Step 3
Upload Documents

Upload your picture

Upload
Capture

Upload License (Front / Back) image


 Upload front Side



 Upload Back Side


Avoid Side Profile
Retrain camera by using your head from the side, as it may impede the detection process.

Maintain a Straight Face
Keep your face straight to ensure high detection reliability.

No Masks Please
Wearing a mask will not be allowed for effective recognition process.


Upload CNIC (Front / Back) image


 Upload Front Side of your CNIC


 Upload Back Side of your CNIC

I hereby certify that the information provided by me is correct and I will be liable for any incorrect information provided.

Submit



Click on Submit

- ✓ System will generate PSID for driving license fee payment (can be paid all banking channels)
- ✓ After payment your application will be submitted
- ✓ License Renewal Done.